



ಬೃಹತ್ ಬೆಂಗಳೂರು ಮಹಾನಗರ ಪಾಲಿಕೆ
Bruhat Bengaluru Mahanagara Palike



BBMP COVID-19 WAR ROOM 19.07.2022



OVERVIEW OF COVID-19 IN BENGALURU



CASE TRENDS

ACTIVE CASES **6,901**

Confirmed Cases

1,013

18,21,451 #

Recovered Cases

1,104

17,97,577 #

Death Cases

0

16,973 #



HOSPITALIZATION

22

ICU – V

2

ICU

1

HDU

1

General

18

INCLUDES GOVT. QUOTA AND PRIVATE WALK-IN HOSPITALIZATION



VACCINATION

14,421

1,99,40,052 #

First Dose

1,041

96,49,075 #

Second Dose

2,323

93,49,202 #

Precaution Dose

11,057

9,41,775 #



TRIAGING

MTU

25

Tele Triage

608



ACTIVE CLUSTERS

13

Budding Clusters

(< 5 Cases)

12

Clusters (> 5 cases)

1



TESTING

18,316

3,08,43,341 #

RAT

3,604

RTPCR

14,712

Positivity : 6.10%

*FOR LAST 7 DAYS

: indicates cumulative numbers till date



ABSTRACT OF COVID-19 SCENARIO IN BENGALURU

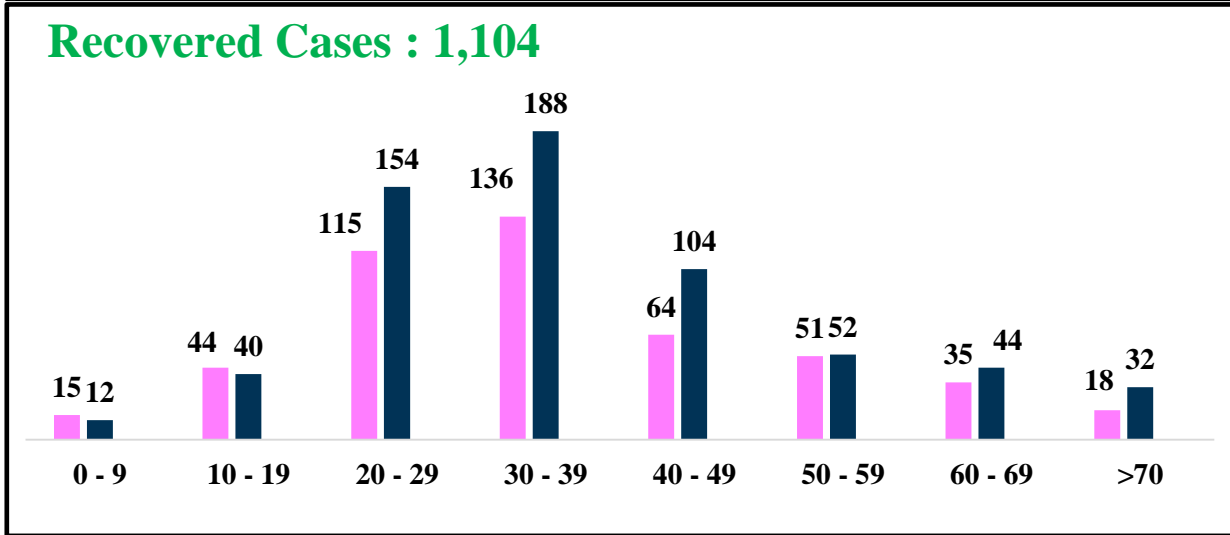
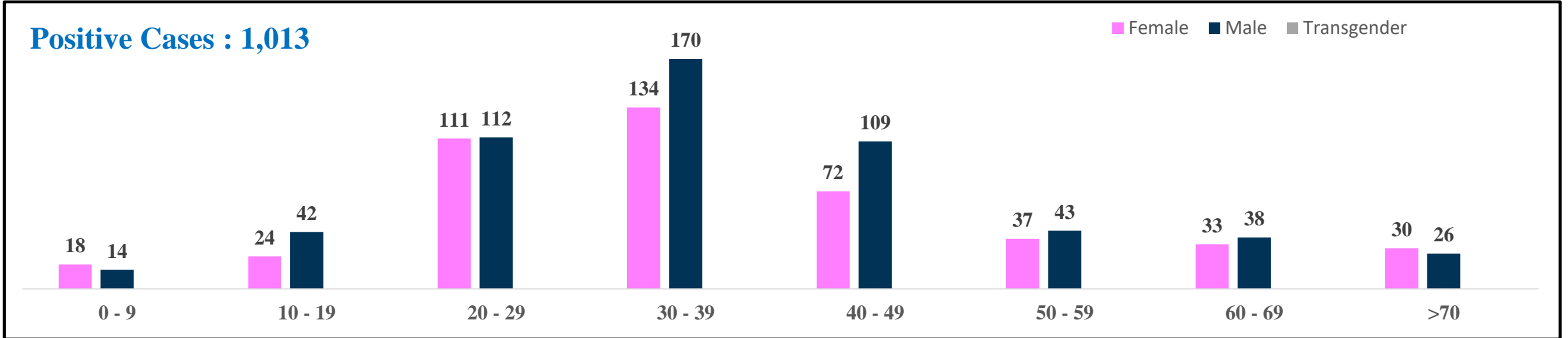


	MALE			FEMALE			TRANSGENDER			TOTAL		
	Last 24 Hours	Last 7 Days	Cumulative	Last 24 Hours	Last 7 Days	Cumulative	Last 24 Hours	Last 7 Days	Cumulative	Last 24 Hours	Last 7 Days	Cumulative
Positive Cases	554	3,922	10,75,420	459	3,180	7,45,139	0	0	196	1,013	7,102	18,21,451
Recovered Cases	626	3,420	10,60,776	478	2,766	7,36,709	0	0	185	1,104	6,186	17,97,577
Death Cases	0	1	10,749	0	1	6,220	0	0	4	0	2	16,973
Total Tests Done	In Last 24 hrs. : 18,316			In last 7 days : 1,16,419			Cumulative : 3,08,43,341					
Vaccine Doses Administered	In Last 24 hrs. : 14,421			In last 7 days : 92,385			Cumulative : 1,99,40,052					
ACTIVE CASES									6,901			

*Covid deaths occurred today : 00 | Covid deaths occurred beyond last 24 hrs., reported today : 00



LAST 24 HOURS AGE GROUP AND GENDER WISE DISTRIBUTION

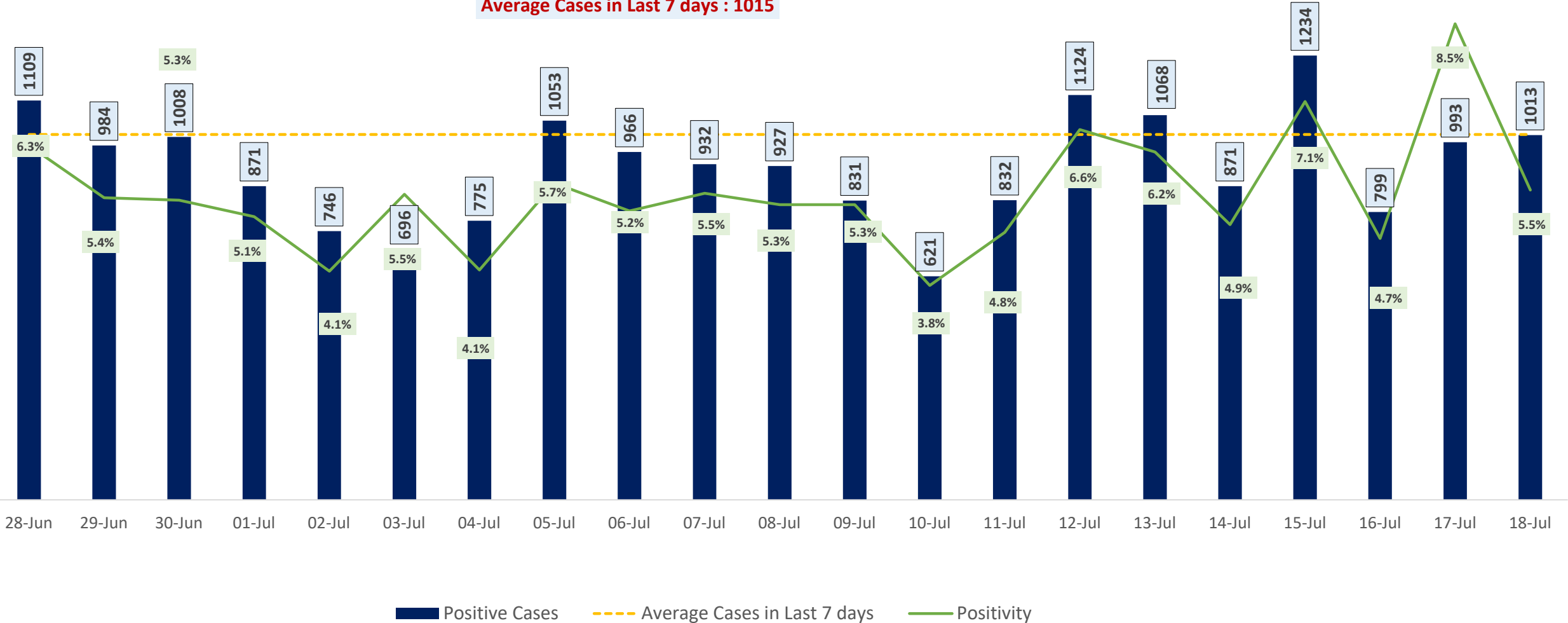




POSITIVITY RATE OF BENGALURU – LAST 21 DAYS



Average Cases in Last 7 days : 1015

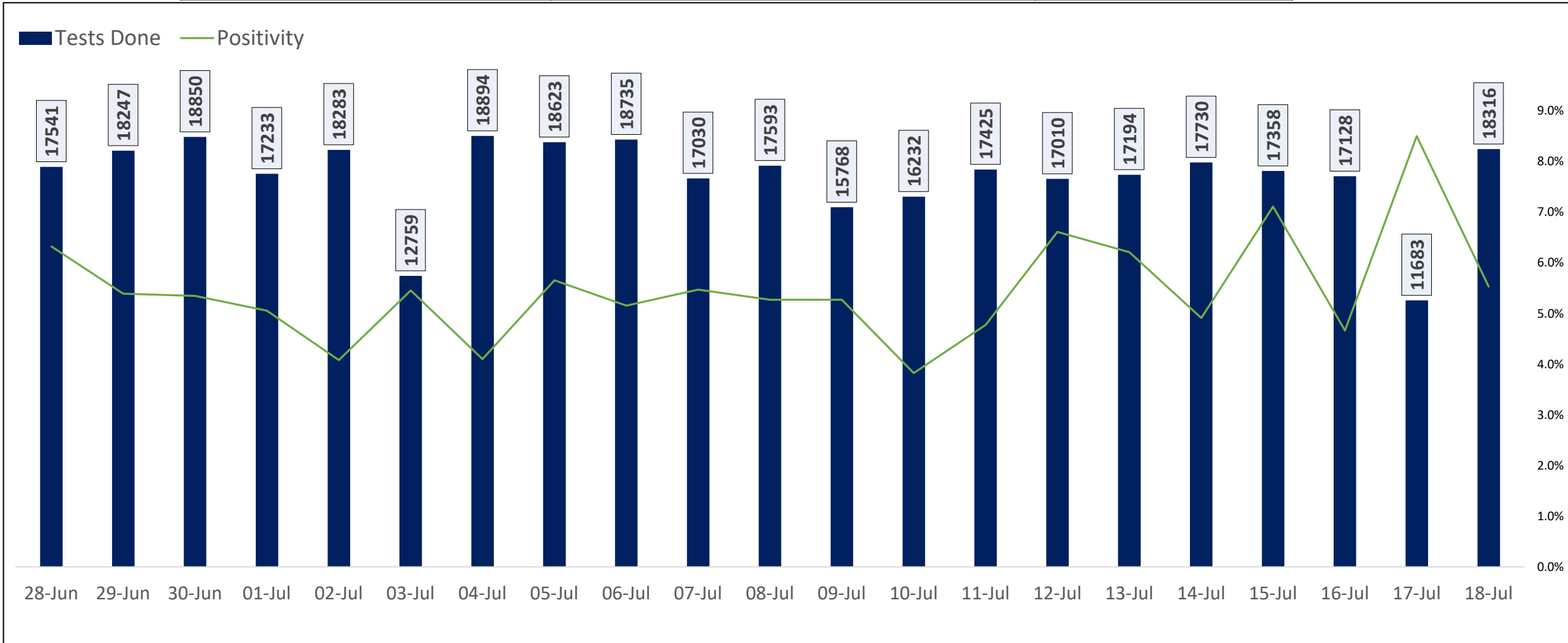




TESTING TRENDS IN BENGALURU

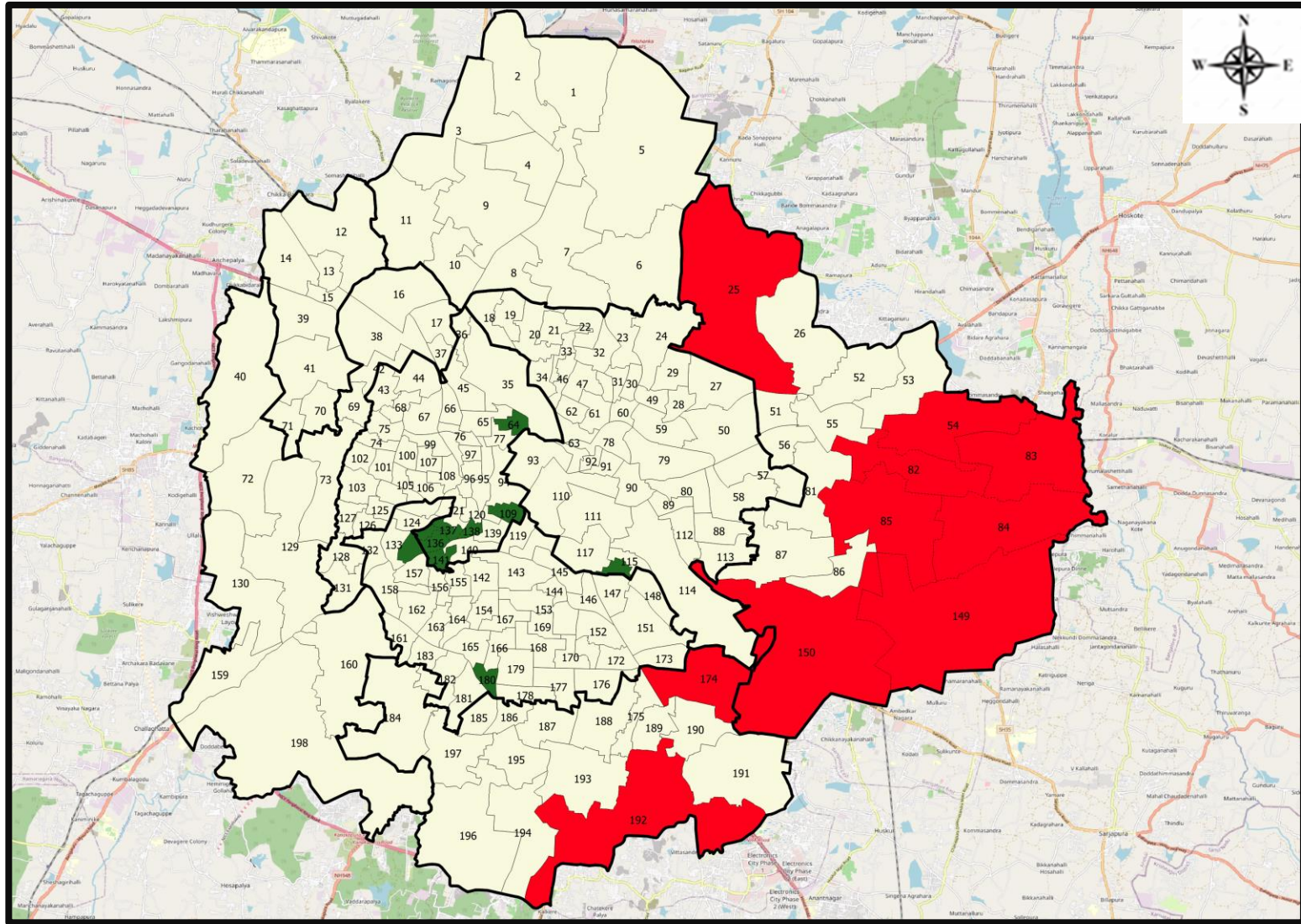


Total Test Conducted Till Date	Test Conducted Last 24 hours	Last 7 Days Average
3,08,43,341	18,316	16,631





BENGALURU URBAN MAP SHOWING TREND OF POSITIVE CASES IN LAST 7 DAYS



Top 10 wards reporting highest number of positive cases in last 7 days

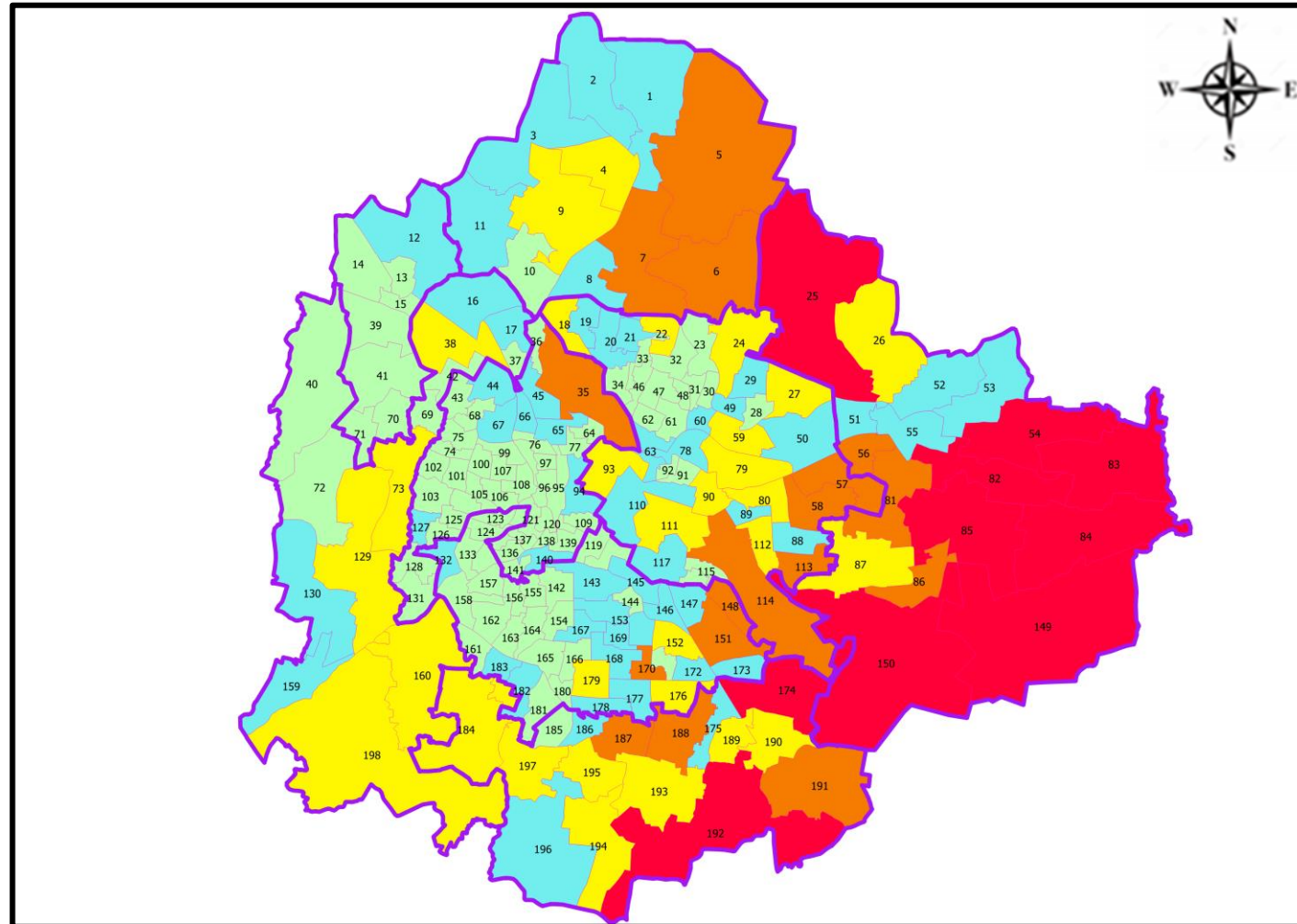
Ward No.	Ward Name	Daily Cases Average
150	Bellanduru	81
83	Kadugodi	49
85	Dodda Nekkundi	39
149	Varthuru	28
174	HSR Layout	28
25	Horamavu	26
54	Hudi	21
84	Hagadur	18
82	Garudachar Palya	16
192	Begur	16







Top 10 wards reporting least number of positive cases in last 7 days

Ward No.	Ward Name	Daily Cases Average
138	Chalavadipalya	0
137	Rayapura	0
134	Bapuji Nagar	0
116	Nilasandra	0
109	Chickpete	0
64	Rajamahall Guttahalli	0
180	Banashankari Temple Ward	0
141	Azad Nagar	0
136	Jagajivanram Nagar	0
135	Padarayanapura	0



BENGALURU MAP SHOWING INTENSITY OF POSITIVE CASES IN LAST 7 DAYS



-  **Level 1 : 0 to 10 Cases**
-  **Level 2 : 10 to 25 Cases**
-  **Level 3 : 25 to 50 Cases**
-  **Level 4 : 50 to 100 Cases**
-  **Level 5 : More than 100 Cases**
-  **Zone Boundaries**

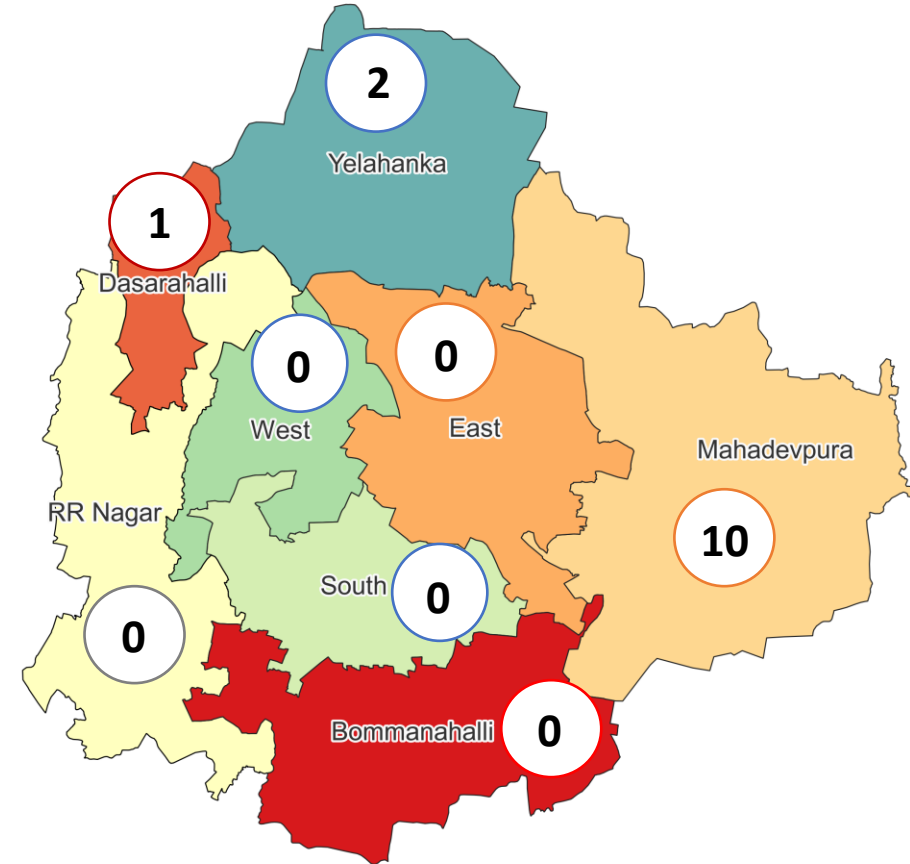


CLUSTER DETAILS



Zone Name	TOTAL CLUSTERS	Budding Clusters	Clusters	Outbreaks
		Less Than 5 Cases	5 To 14 Cases	More Than 14 Cases
BOMMANAHALLI	0 (-)	0 (-)	0 (-)	0 (-)
DASARAHALLI	1 (-)	0 (-)	1 (-)	0 (-)
EAST	0 (-)	0 (-)	0 (-)	0 (-)
MAHADEVPURA	10 (▼5)	10 (▼5)	0 (-)	0 (-)
RR NAGAR	0 (-)	0 (-)	0 (-)	0 (-)
SOUTH	0 (-)	0 (-)	0 (-)	0 (-)
WEST	0 (-)	0 (-)	0 (-)	0 (-)
YELAHANKHA	2 (-)	2 (-)	0 (-)	0 (-)
TOTAL	13 (▼5)	12 (▼5)	1 (-)	0 (-)

Total Active Clusters



Types of Clusters

Zone Name	Apartments/ Villa	Individual House	Hostels/Quarters	Others	Schools/Colleges
BOMMANAHALLI	0 (-)	0 (-)	0 (-)	0 (-)	0 (-)
DASARAHALLI	0 (-)	1 (-)	0 (-)	0 (-)	0 (-)
EAST	0 (-)	0 (-)	0 (-)	0 (-)	0 (-)
MAHADEVPURA	10 (▼5)	0 (-)	0 (-)	0 (-)	0 (-)
RR NAGAR	0 (-)	0 (-)	0 (-)	0 (-)	0 (-)
SOUTH	0 (-)	0 (-)	0 (-)	0 (-)	0 (-)
WEST	0 (-)	0 (-)	0 (-)	0 (-)	0 (-)
YELAHANKHA	2 (-)	0 (-)	0 (-)	0 (-)	0 (-)
TOTAL	12 (▼5)	1 (-)	0 (-)	0 (-)	0 (-)

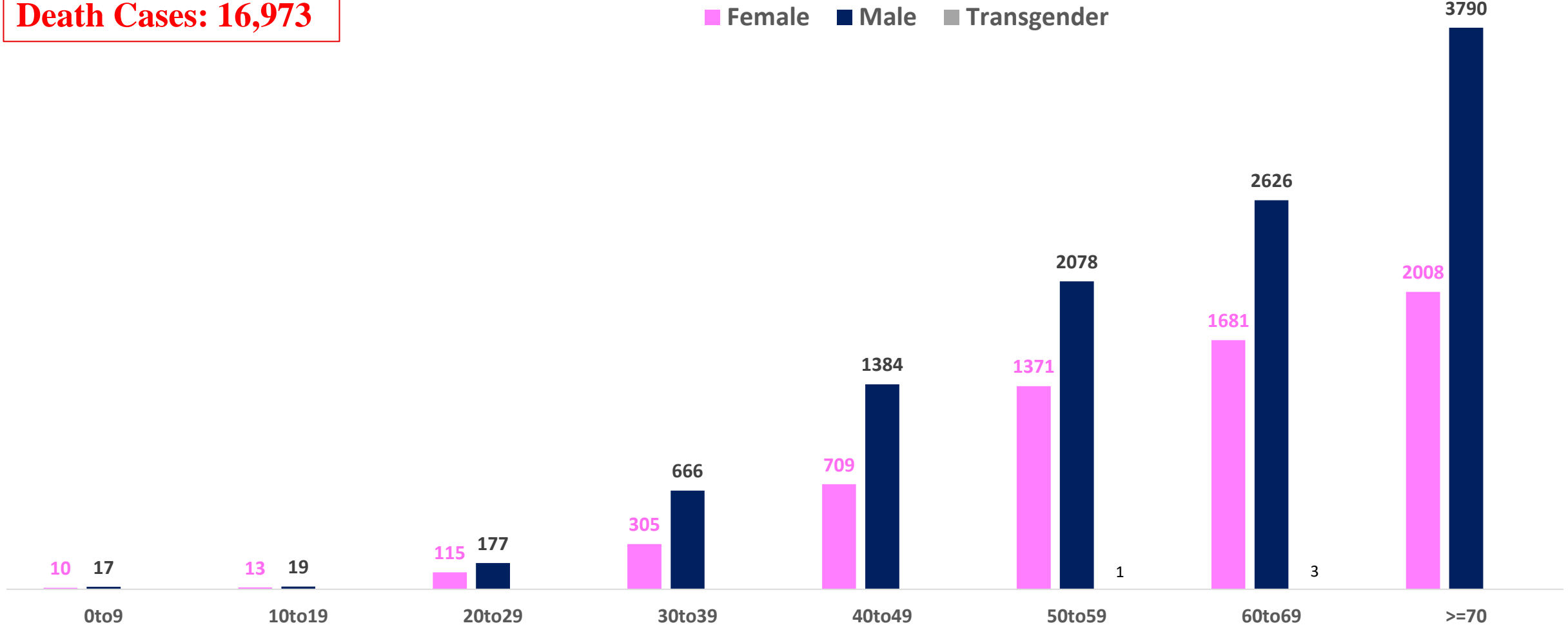
▲▼ : Shows increase and decrease in numbers as compared to previous day



AGE AND GENDER WISE DISTRIBUTION OF DEATH CASES



Death Cases: 16,973





VACCINATION COVERAGE AS ON 18.07.2022



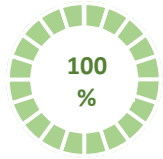
Total Doses Administered

1,99,40,052

▲ 14,421

Total 12-14 years Population : 2.82 Lakhs

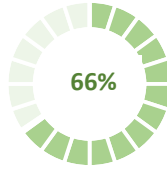
1ST DOSE



2,81,236
Doses administered

▲ 701

2ND DOSE

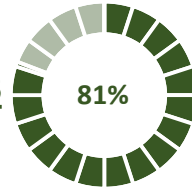


1,84,628
Doses administered

▲ 1,454

Total 15-18 years Population : 4.42 Lakhs

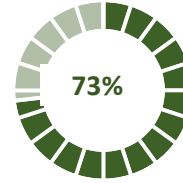
1ST DOSE



3,57,246
Doses administered

▲ 103

2ND DOSE

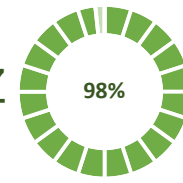


3,23,307
Doses administered

▲ 390

Total adult Population : 91.7 Lakhs

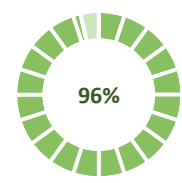
1ST DOSE



90,10,593
Doses administered

▲ 237

2ND DOSE



88,41,267
Doses administered

▲ 479

Priority Group*

Health Care Workers

Dose 1

2,10,354

Doses administered

▲ 0

Dose 2

2,06,999

Doses administered

▲ 2

Frontline Workers

Dose 1

3,81,923

Doses administered

▲ 1

Dose 2

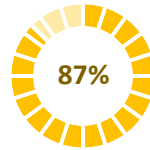
3,73,242

Doses administered

▲ 5

18 - 44 Years Coverage

Dose 1

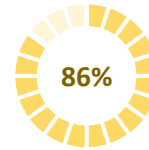


57,43,207

Doses administered

▲ 203

Dose 2



56,25,883

Doses administered

▲ 405

PRECAUTION DOSE



9,41,775

Doses administered

▲ 11,057

PRECAUTION DOSES ADMINISTERED

Health Care Workers

89,851

Booster Doses administered

▲ 198

Front Line Workers

1,22,171

Booster Doses administered

▲ 685

60 + Years Coverage

3,66,002

Booster Doses administered

▲ 1,032

18 + Years Coverage

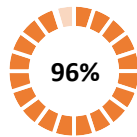
3,63,751

Booster Doses administered

▲ 9,142

45 – 59 Years Coverage

Dose 1

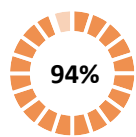


16,94,898

Doses administered

▲ 27

Dose 2



16,71,473

Doses administered

▲ 41

60 + Years Coverage

Dose 1



9,80,211

Doses administered

▲ 6

Dose 2



9,63,670

Doses administered

▲ 26

▲ indicates the increase in last 24 hours



COVID-19 SCENARIO IN BENGALURU AND OTHER METROPOLITIAN CITIES



CITY NAME	Positive Cases	Active Cases	Recovered	Deceased	Vaccine Doses Administered
New Delhi	19,44,393	1,886	19,16,213	26,294	3,55,10,073
Bengaluru*	18,21,451	6,901	17,97,577	16,973	2,30,12,112
Mumbai	11,20,340	2,232	10,98,476	19,632	2,16,35,485
Chennai	7,76,896	5,770	7,62,057	9,069	1,08,10,967
Kolkata	4,47,192	272	4,41,264	5,656	1,05,21,809

Source : <https://dashboard.cowin.gov.in/> at 4:30pm (19.07.2022)
Source : <https://www.covid19bharat.org/> at 4:30pm(19.07.2022)

*includes BBMP & Bengaluru Urban



SNAPSHOT OF COVID-19 CASES IN BENGALURU URBAN



**Total Wards With
< =10 Cases* :
84**

**Tests Conducted
On 18.07.2022:
18,316**

**Recovery
Rate:
98.69%**

**Total
Active Cases :
6,901**

**Total Vaccinated on
18.07.2022:
14,421**

**Positivity
Rate* :
6.10%**

**Active
Rate:
0.38%**

**Case
Fatality Rate* :
0.03%**



*Total positive cases In the past 7 days

*CFR and positivity is for Past 7 days



ಬೃಹತ್ ಬೆಂಗಳೂರು ಮಹಾನಗರ ಪಾಲಿಕೆ Bruhat Bengaluru Mahanagara Palike




Download BBMP Bulletin	https://apps.bbmgov.in/covid19/mediabulletin.php
For BBMPCovid19 Bed Status:	https://apps.bbmgov.in/covid19/en/Bedstatus.php
To register for vaccination :	https://selfregistration.cowin.gov.in/
BBMP COVID19 Dashboard:	https://apps.bbmgov.in/covid19/
Follow us on:	 www.facebook.com/bbmp.comm1/
	 twitter.com/BBMPCOMM


Issued by:

Honorable Chief Commissioner, BBMP
Special Commissioner Health & IT, BBMP
MD, Bengaluru Smart City Limited

THANK YOU !





ಬೃಹತ್ ಬೆಂಗಳೂರು ಮಹಾನಗರ ಪಾಲಿಕೆ
Bruhat Bengaluru Mahanagara Palike



Notched ear to indicate
the animal is Sterilized and
Vaccinated

Call the below number if you see a
street dog without a notched ear

SL. NO	ZONES	ASSISTANT DIRECTOR NAME AND CONTACT NUMBER	SERVICE PROVIDER NAME	CONTACT NUMBER	CONTROL ROOM NUMBER
1	EAST	DR.MALLAPPA BAJANTHRI 9480683431	VSAWRD	SHAIK MASTAAN 9032959895	080-22975803
2	WEST	1. DR.ALLAMAPRABHU 9480685654 2. DR.AMRUTESH.S.K. 9480685661	SARVODAYA SEVBHAVI SAMSTHA	AKSHAY B 7676916113	080-23463366 080-23561692
3	SOUTH	1. M.G.HALLI SHIVARAM 9480685395 2. DR.RAVI 9480685967	SARVODAYA SEVBHAVI SAMSTHA	AKSHAY B 7676916113	080-26566362
4	RR NAGAR	DR.MANJUNATH SHINDHE.S.M. 9480685206	ASRA	Smt. RADHA AMARNATH 9900136382 MURULI 7022461019	080-28600954 080-28601851
5	DASARAHALLI	DR.B.R.RAVIKUMAR 9480319121	DR. ABHILASH	DR. ABHILASH 8105138321	080-28394909 080-28393688
6	YELAHANKA	DR.LAKSHMINARAYANA SWAMY.C. 9480685352	ASRA	Smt. RADHA AMARNATH 9900136382	080-23636671 080-22975936
7	BOMMANAHALLI	DR. RAVI 9480685209	VSAWRD	SHAIK MASTAAN 9032959895	080-25735642 080-25732447
8	MAHADEV PURA	1. DR.ABBAS 9480683804 2. DR.LOKESH.S.P. 9480685207	ASRA	Smt. RADHA AMARNATH 9900136382 SHEETAL KUMAR 8050721033	080-28512300 / 301

  @BBMPSpiHealth
BBMP RABIES HELPLINE: 6364893322

